



# QUARTERLY STATEMENT

AS OF MARCH 31, 2016  
OF THE CONDITION AND AFFAIRS OF THE

## TRIAD GUARANTY ASSURANCE CORPORATION, IN REHABILITATION

NAIC Group Code 0421 , 0421 NAIC Company Code 10217 Employer's ID Number 56-1905825  
(Current Period) (Prior Period)

Organized under the Laws of Illinois , State of Domicile or Port of Entry Illinois  
Country of Domicile United States

Incorporated/Organized 12/23/1994 Commenced Business 02/15/1995

Statutory Home Office 222 Merchandise Mart Plaza, Suite 960 , Chicago, IL, US 60654  
(Street and Number) (City or Town, State, Country and Zip Code)

Main Administrative Office 101 South Stratford Road Winston-Salem, NC, US 27104 336-723-1282  
(Street and Number) (City or Town, State, Country and Zip Code) (Area Code) (Telephone Number)

Mail Address Post Office Box 2300 , Winston-Salem, NC, US 27102  
(Street and Number or P.O. Box) (City or Town, State, Country and Zip Code)

Primary Location of Books and Records 101 South Stratford Road Winston-Salem, NC, US 27104 336-723-1282-1155  
(Street and Number) (City or Town, State, Country and Zip Code) (Area Code) (Telephone Number)

Internet Web Site Address www.triadguaranty.com

Statutory Statement Contact Randall Keith Shields 336-723-1282-1155  
(Name) (Area Code) (Telephone Number) (Extension)  
rshields@tgic.com 336-761-5174  
(E-Mail Address) (Fax Number)

### OFFICERS

Name	Title	Name	Title
_____	_____	_____	_____
_____	_____	_____	_____

### OTHER OFFICERS

\_\_\_\_\_

### DIRECTORS OR TRUSTEES

\_\_\_\_\_

\_\_\_\_\_

State of .....

County of .....ss

The officers of this reporting entity being duly sworn, each depose and say that they are the described officers of said reporting entity, and that on the reporting period stated above, all of the herein described assets were the absolute property of the said reporting entity, free and clear from any liens or claims thereon, except as herein stated, and that this statement, together with related exhibits, schedules and explanations therein contained, annexed or referred to, is a full and true statement of all the assets and liabilities and of the condition and affairs of the said reporting entity as of the reporting period stated above, and of its income and deductions therefrom for the period ended, and have been completed in accordance with the NAIC Annual Statement Instructions and Accounting Practices and Procedures manual except to the extent that: (1) state law may differ; or, (2) that state rules or regulations require differences in reporting not related to accounting practices and procedures, according to the best of their information, knowledge and belief, respectively. Furthermore, the scope of this attestation by the described officers also includes the related corresponding electronic filing with the NAIC, when required, that is an exact copy (except for formatting differences due to electronic filing) of the enclosed statement. The electronic filing may be requested by various regulators in lieu of or in addition to the enclosed statement.

a. Is this an original filing? Yes [ ] No [ ]

- b. If no:
1. State the amendment number \_\_\_\_\_
  2. Date filed \_\_\_\_\_
  3. Number of pages attached \_\_\_\_\_

Subscribed and sworn to before me this \_\_\_\_\_ day of \_\_\_\_\_,

\_\_\_\_\_

**STATEMENT AS OF MARCH 31, 2016 OF THE TRIAD GUARANTY ASSURANCE CORPORATION, IN REHABILITATION**

**ASSETS**

	Current Statement Date			4 December 31 Prior Year Net Admitted Assets
	1 Assets	2 Nonadmitted Assets	3 Net Admitted Assets (Cols. 1 - 2)	
1. Bonds .....	12,031,999		12,031,999	12,355,082
2. Stocks:				
2.1 Preferred stocks .....				
2.2 Common stocks .....				
3. Mortgage loans on real estate:				
3.1 First liens .....				
3.2 Other than first liens .....				
4. Real estate:				
4.1 Properties occupied by the company (less \$ ..... encumbrances) .....				
4.2 Properties held for the production of income (less \$ ..... encumbrances) .....				
4.3 Properties held for sale (less \$ ..... encumbrances) .....				
5. Cash (\$ .....316,323 ), cash equivalents (\$ ..... ) and short-term investments (\$ .....189,779 ) .....	506,102		506,102	287,031
6. Contract loans (including \$ ..... premium notes) .....				
7. Derivatives .....				
8. Other invested assets .....				
9. Receivables for securities .....				
10. Securities lending reinvested collateral assets .....				
11. Aggregate write-ins for invested assets .....				
12. Subtotals, cash and invested assets (Lines 1 to 11) .....	12,538,101		12,538,101	12,642,113
13. Title plants less \$ ..... charged off (for Title insurers only) .....				
14. Investment income due and accrued .....	109,072		109,072	122,904
15. Premiums and considerations:				
15.1 Uncollected premiums and agents' balances in the course of collection .....	80,129		80,129	90,998
15.2 Deferred premiums, agents' balances and installments booked but deferred and not yet due (including \$ ..... earned but unbilled premiums) .....				
15.3 Accrued retrospective premiums (\$ ..... ) and contracts subject to redetermination (\$ ..... ) .....				
16. Reinsurance:				
16.1 Amounts recoverable from reinsurers .....				
16.2 Funds held by or deposited with reinsured companies .....				
16.3 Other amounts receivable under reinsurance contracts .....				
17. Amounts receivable relating to uninsured plans .....				
18.1 Current federal and foreign income tax recoverable and interest thereon .....				
18.2 Net deferred tax asset .....				
19. Guaranty funds receivable or on deposit .....				
20. Electronic data processing equipment and software .....				
21. Furniture and equipment, including health care delivery assets (\$ ..... ) .....				
22. Net adjustment in assets and liabilities due to foreign exchange rates .....				
23. Receivables from parent, subsidiaries and affiliates .....				
24. Health care (\$ ..... ) and other amounts receivable .....				
25. Aggregate write-ins for other-than-invested assets .....				
26. Total assets excluding Separate Accounts, Segregated Accounts and Protected Cell Accounts (Lines 12 to 25) .....	12,727,302		12,727,302	12,856,015
27. From Separate Accounts, Segregated Accounts and Protected Cell Accounts .....				
28. Total (Lines 26 and 27) .....	12,727,302		12,727,302	12,856,015
<b>DETAILS OF WRITE-INS</b>				
1101. ....				
1102. ....				
1103. ....				
1198. Summary of remaining write-ins for Line 11 from overflow page .....				
1199. Totals (Lines 1101 through 1103 plus 1198) (Line 11 above) .....				
2501. ....				
2502. ....				
2503. ....				
2598. Summary of remaining write-ins for Line 25 from overflow page .....				
2599. Totals (Lines 2501 through 2503 plus 2598) (Line 25 above) .....				

**STATEMENT AS OF MARCH 31, 2016 OF THE TRIAD GUARANTY ASSURANCE CORPORATION, IN  
REHABILITATION**

**LIABILITIES, SURPLUS AND OTHER FUNDS**

	1 Current Statement Date	2 December 31, Prior Year
1. Losses (current accident year \$ .....205,356 ) .....	3,707,680	3,741,564
2. Reinsurance payable on paid losses and loss adjustment expenses .....	118,543	94,111
3. Loss adjustment expenses .....		
4. Commissions payable, contingent commissions and other similar charges .....	24,039	27,299
5. Other expenses (excluding taxes, licenses and fees) .....		
6. Taxes, licenses and fees (excluding federal and foreign income taxes) .....		
7.1 Current federal and foreign income taxes (including \$ ..... on realized capital gains (losses)) .....	13,718	
7.2 Net deferred tax liability .....		
8. Borrowed money \$ ..... and interest thereon \$ .....		
9. Unearned premiums (after deducting unearned premiums for ceded reinsurance of \$ ..... and including warranty reserves of \$ ..... and accrued accident and health experience rating refunds including \$ ..... for medical loss ratio rebate per the Public Health Service Act) .....	6,102	7,157
10. Advance premium .....		
11. Dividends declared and unpaid:		
11.1 Stockholders .....		
11.2 Policyholders .....		
12. Ceded reinsurance premiums payable (net of ceding commissions) .....		
13. Funds held by company under reinsurance treaties .....		
14. Amounts withheld or retained by company for account of others .....		
15. Remittances and items not allocated .....		
16. Provision for reinsurance (including \$ ..... certified) .....		
17. Net adjustments in assets and liabilities due to foreign exchange rates .....		
18. Drafts outstanding .....		
19. Payable to parent, subsidiaries and affiliates .....		
20. Derivatives .....		
21. Payable for securities .....		
22. Payable for securities lending .....		
23. Liability for amounts held under uninsured plans .....		
24. Capital notes \$ ..... and interest thereon \$ .....		
25. Aggregate write-ins for liabilities .....		
26. Total liabilities excluding protected cell liabilities (Lines 1 through 25) .....	3,870,082	3,870,131
27. Protected cell liabilities .....		
28. Total liabilities (Lines 26 and 27) .....	3,870,082	3,870,131
29. Aggregate write-ins for special surplus funds .....		
30. Common capital stock .....	2,500,000	2,500,000
31. Preferred capital stock .....		
32. Aggregate write-ins for other than special surplus funds .....		
33. Surplus notes .....		
34. Gross paid in and contributed surplus .....	2,535,982	2,535,982
35. Unassigned funds (surplus) .....	3,821,238	3,949,902
36. Less treasury stock, at cost:		
36.1 ..... shares common (value included in Line 30 \$ ..... ) .....		
36.2 ..... shares preferred (value included in Line 31 \$ ..... ) .....		
37. Surplus as regards policyholders (Lines 29 to 35, less 36) .....	8,857,220	8,985,884
38. Totals (Page 2, Line 28, Col. 3)	12,727,302	12,856,015
<b>DETAILS OF WRITE-INS</b>		
2501. ....		
2502. ....		
2503. ....		
2598. Summary of remaining write-ins for Line 25 from overflow page .....		
2599. Totals (Lines 2501 through 2503 plus 2598) (Line 25 above)		
2901. ....		
2902. ....		
2903. ....		
2998. Summary of remaining write-ins for Line 29 from overflow page .....		
2999. Totals (Lines 2901 through 2903 plus 2998) (Line 29 above)		
3201. ....		
3202. ....		
3203. ....		
3298. Summary of remaining write-ins for Line 32 from overflow page .....		
3299. Totals (Lines 3201 through 3203 plus 3298) (Line 32 above)		

**STATEMENT AS OF MARCH 31, 2016 OF THE TRIAD GUARANTY ASSURANCE CORPORATION, IN  
REHABILITATION**

**STATEMENT OF INCOME**

	1 Current Year to Date	2 Prior Year to Date	3 Prior Year Ended December 31
<b>UNDERWRITING INCOME</b>			
1. Premiums earned:			
1.1 Direct (written \$ )			
1.2 Assumed (written \$ 291,295 )	292,350	378,524	1,330,214
1.3 Ceded (written \$ )			
1.4 Net (written \$ 291,295 )	292,350	378,524	1,330,214
DEDUCTIONS:			
2. Losses incurred (current accident year \$ 205,356 ):			
2.1 Direct			
2.2 Assumed	403,743	281,520	663,615
2.3 Ceded			
2.4 Net	403,743	281,520	663,615
3. Loss adjustment expenses incurred			
4. Other underwriting expenses incurred	93,039	116,860	424,556
5. Aggregate write-ins for underwriting deductions			
6. Total underwriting deductions (Lines 2 through 5)	496,783	398,380	1,088,171
7. Net income of protected cells			
8. Net underwriting gain (loss) (Line 1 minus Line 6 + Line 7)	(204,433)	(19,856)	242,043
<b>INVESTMENT INCOME</b>			
9. Net investment income earned	89,487	87,743	369,674
10. Net realized capital gains (losses) less capital gains tax of \$			(6,739)
11. Net investment gain (loss) (Lines 9 + 10)	89,487	87,743	362,935
<b>OTHER INCOME</b>			
12. Net gain or (loss) from agents' or premium balances charged off (amount recovered \$ amount charged off \$ )			
13. Finance and service charges not included in premiums			
14. Aggregate write-ins for miscellaneous income			
15. Total other income (Lines 12 through 14)			
16. Net income before dividends to policyholders, after capital gains tax and before all other federal and foreign income taxes (Lines 8 + 11 + 15)	(114,946)	67,887	604,978
17. Dividends to policyholders			
18. Net income, after dividends to policyholders, after capital gains tax and before all other federal and foreign income taxes (Line 16 minus Line 17)	(114,946)	67,887	604,978
19. Federal and foreign income taxes incurred	13,718		
20. Net income (Line 18 minus Line 19)(to Line 22)	(128,664)	67,887	604,978
<b>CAPITAL AND SURPLUS ACCOUNT</b>			
21. Surplus as regards policyholders, December 31 prior year	8,985,884	8,380,906	8,380,906
22. Net income (from Line 20)	(128,664)	67,887	604,978
23. Net transfers (to) from Protected Cell accounts			
24. Change in net unrealized capital gains or (losses) less capital gains tax of \$			
25. Change in net unrealized foreign exchange capital gain (loss)			
26. Change in net deferred income tax			
27. Change in nonadmitted assets			
28. Change in provision for reinsurance			
29. Change in surplus notes			
30. Surplus (contributed to) withdrawn from protected cells			
31. Cumulative effect of changes in accounting principles			
32. Capital changes:			
32.1 Paid in			
32.2 Transferred from surplus (Stock Dividend)			
32.3 Transferred to surplus			
33. Surplus adjustments:			
33.1 Paid in			
33.2 Transferred to capital (Stock Dividend)			
33.3 Transferred from capital			
34. Net remittances from or (to) Home Office			
35. Dividends to stockholders			
36. Change in treasury stock			
37. Aggregate write-ins for gains and losses in surplus			
38. Change in surplus as regards policyholders (Lines 22 through 37)	(128,664)	67,887	604,978
39. Surplus as regards policyholders, as of statement date (Lines 21 plus 38)	8,857,220	8,448,793	8,985,884
<b>DETAILS OF WRITE-INS</b>			
0501.			
0502.			
0503.			
0598. Summary of remaining write-ins for Line 5 from overflow page			
0599. TOTALS (Lines 0501 through 0503 plus 0598) (Line 5 above)			
1401.			
1402.			
1403.			
1498. Summary of remaining write-ins for Line 14 from overflow page			
1499. TOTALS (Lines 1401 through 1403 plus 1498) (Line 14 above)			
3701.			
3702.			
3703.			
3798. Summary of remaining write-ins for Line 37 from overflow page			
3799. TOTALS (Lines 3701 through 3703 plus 3798) (Line 37 above)			

**STATEMENT AS OF MARCH 31, 2016 OF THE TRIAD GUARANTY ASSURANCE CORPORATION, IN  
REHABILITATION**

**CASH FLOW**

	1 Current Year To Date	2 Prior Year To Date	3 Prior Year Ended December 31
<b>Cash from Operations</b>			
1. Premiums collected net of reinsurance.....	302,164	424,550	1,386,624
2. Net investment income .....	120,178	109,524	430,878
3. Miscellaneous income .....			
4. Total (Lines 1 to 3) .....	422,342	534,075	1,817,502
5. Benefit and loss related payments .....	413,195	406,940	1,716,047
6. Net transfers to Separate Accounts, Segregated Accounts and Protected Cell Accounts.....			
7. Commissions, expenses paid and aggregate write-ins for deductions .....	96,299	130,977	442,481
8. Dividends paid to policyholders .....			
9. Federal and foreign income taxes paid (recovered) net of \$ ..... tax on capital gains (losses).....			
10. Total (Lines 5 through 9) .....	509,494	537,917	2,158,528
11. Net cash from operations (Line 4 minus Line 10) .....	(87,152)	(3,842)	(341,026)
<b>Cash from Investments</b>			
12. Proceeds from investments sold, matured or repaid:			
12.1 Bonds .....	1,217,020	45,239	1,915,225
12.2 Stocks .....			
12.3 Mortgage loans .....			
12.4 Real estate .....			
12.5 Other invested assets .....			
12.6 Net gains or (losses) on cash, cash equivalents and short-term investments .....			
12.7 Miscellaneous proceeds .....			
12.8 Total investment proceeds (Lines 12.1 to 12.7) .....	1,217,020	45,239	1,915,225
13. Cost of investments acquired (long-term only):			
13.1 Bonds .....	910,797	155,500	1,704,242
13.2 Stocks .....			
13.3 Mortgage loans .....			
13.4 Real estate .....			
13.5 Other invested assets .....			
13.6 Miscellaneous applications .....			
13.7 Total investments acquired (Lines 13.1 to 13.6) .....	910,797	155,500	1,704,242
14. Net increase (or decrease) in contract loans and premium notes .....			
15. Net cash from investments (Line 12.8 minus Line 13.7 and Line 14) .....	306,223	(110,261)	210,983
<b>Cash from Financing and Miscellaneous Sources</b>			
16. Cash provided (applied):			
16.1 Surplus notes, capital notes .....			
16.2 Capital and paid in surplus, less treasury stock.....			
16.3 Borrowed funds .....			
16.4 Net deposits on deposit-type contracts and other insurance liabilities .....			
16.5 Dividends to stockholders .....			
16.6 Other cash provided (applied).....			
17. Net cash from financing and miscellaneous sources (Line 16.1 through Line 16.4 minus Line 16.5 plus Line 16.6).....			
<b>RECONCILIATION OF CASH, CASH EQUIVALENTS AND SHORT-TERM INVESTMENTS</b>			
18. Net change in cash, cash equivalents and short-term investments (Line 11, plus Lines 15 and 17) .....	219,071	(114,103)	(130,043)
19. Cash, cash equivalents and short-term investments:			
19.1 Beginning of year.....	287,031	417,074	417,074
19.2 End of period (Line 18 plus Line 19.1) .....	506,102	302,971	287,031

## NOTES TO FINANCIAL STATEMENTS

As instructed by the Office of Special Deputy Receiver, representing the Illinois Director of Insurance, Notes to the Financial Statements are no longer required by the Company. Specific questions regarding any information usually presented in the Notes to the financial Statements should be directed to the Annual Statement contact.

**STATEMENT AS OF MARCH 31, 2016 OF THE TRIAD GUARANTY ASSURANCE CORPORATION, IN  
REHABILITATION**

**GENERAL INTERROGATORIES**

**PART 1 - COMMON INTERROGATORIES  
GENERAL**

- 1.1 Did the reporting entity experience any material transactions requiring the filing of Disclosure of Material Transactions with the State of Domicile, as required by the Model Act? ..... Yes [ ] No [X]
- 1.2 If yes, has the report been filed with the domiciliary state? ..... Yes [ ] No [ ]
- 2.1 Has any change been made during the year of this statement in the charter, by-laws, articles of incorporation, or deed of settlement of the reporting entity? ..... Yes [ ] No [X]
- 2.2 If yes, date of change: .....
- 3.1 Is the reporting entity a member of an Insurance Holding Company System consisting of two or more affiliated persons, one or more of which is an insurer? ..... Yes [X] No [ ]  
If yes, complete Schedule Y, Parts 1 and 1A.
- 3.2 Have there been any substantial changes in the organizational chart since the prior quarter end? ..... Yes [ ] No [X]
- 3.3 If the response to 3.2 is yes, provide a brief description of those changes.  
.....
- 4.1 Has the reporting entity been a party to a merger or consolidation during the period covered by this statement? ..... Yes [ ] No [X]
- 4.2 If yes, provide the name of entity, NAIC Company Code, and state of domicile (use two letter state abbreviation) for any entity that has ceased to exist as a result of the merger or consolidation.

1 Name of Entity	2 NAIC Company Code	3 State of Domicile

5. If the reporting entity is subject to a management agreement, including third-party administrator(s), managing general agent(s), attorney-in-fact, or similar agreement, have there been any significant changes regarding the terms of the agreement or principals involved? ..... Yes [ ] No [ ] NA [X]  
If yes, attach an explanation.
- 6.1 State as of what date the latest financial examination of the reporting entity was made or is being made. ....12/31/2007
- 6.2 State the as of date that the latest financial examination report became available from either the state of domicile or the reporting entity. This date should be the date of the examined balance sheet and not the date the report was completed or released. ....12/31/2007
- 6.3 State as of what date the latest financial examination report became available to other states or the public from either the state of domicile or the reporting entity. This is the release date or completion date of the examination report and not the date of the examination (balance sheet date). ....06/03/2009
- 6.4 By what department or departments?  
Illinois Department of Insurance.....
- 6.5 Have all financial statement adjustments within the latest financial examination report been accounted for in a subsequent financial statement filed with Departments? ..... Yes [ ] No [ ] NA [X]
- 6.6 Have all of the recommendations within the latest financial examination report been complied with? ..... Yes [X] No [ ] NA [ ]
- 7.1 Has this reporting entity had any Certificates of Authority, licenses or registrations (including corporate registration, if applicable) suspended or revoked by any governmental entity during the reporting period? ..... Yes [ ] No [X]
- 7.2 If yes, give full information:  
.....
- 8.1 Is the company a subsidiary of a bank holding company regulated by the Federal Reserve Board?..... Yes [ ] No [X]
- 8.2 If response to 8.1 is yes, please identify the name of the bank holding company.  
.....
- 8.3 Is the company affiliated with one or more banks, thrifts or securities firms?..... Yes [ ] No [X]
- 8.4 If response to 8.3 is yes, please provide below the names and location (city and state of the main office) of any affiliates regulated by a federal regulatory services agency [i.e. the Federal Reserve Board (FRB), the Office of the Comptroller of the Currency (OCC), the Federal Deposit Insurance Corporation (FDIC) and the Securities Exchange Commission (SEC)] and identify the affiliate's primary federal regulator.]

1 Affiliate Name	2 Location (City, State)	3 FRB	4 OCC	5 FDIC	6 SEC

**STATEMENT AS OF MARCH 31, 2016 OF THE TRIAD GUARANTY ASSURANCE CORPORATION, IN  
REHABILITATION**

**GENERAL INTERROGATORIES**

- 9.1 Are the senior officers (principal executive officer, principal financial officer, principal accounting officer or controller, or persons performing similar functions) of the reporting entity subject to a code of ethics, which includes the following standards? ..... Yes  No
- (a) Honest and ethical conduct, including the ethical handling of actual or apparent conflicts of interest between personal and professional relationships;
- (b) Full, fair, accurate, timely and understandable disclosure in the periodic reports required to be filed by the reporting entity;
- (c) Compliance with applicable governmental laws, rules and regulations;
- (d) The prompt internal reporting of violations to an appropriate person or persons identified in the code; and
- (e) Accountability for adherence to the code.

9.11 If the response to 9.1 is No, please explain:  
.....

- 9.2 Has the code of ethics for senior managers been amended? ..... Yes  No

9.21 If the response to 9.2 is Yes, provide information related to amendment(s).  
.....

- 9.3 Have any provisions of the code of ethics been waived for any of the specified officers? ..... Yes  No

9.31 If the response to 9.3 is Yes, provide the nature of any waiver(s).  
.....

**FINANCIAL**

- 10.1 Does the reporting entity report any amounts due from parent, subsidiaries or affiliates on Page 2 of this statement? ..... Yes  No

10.2 If yes, indicate any amounts receivable from parent included in the Page 2 amount: ..... \$ .....

**INVESTMENT**

- 11.1 Were any of the stocks, bonds, or other assets of the reporting entity loaned, placed under option agreement, or otherwise made available for use by another person? (Exclude securities under securities lending agreements.) ..... Yes  No

11.2 If yes, give full and complete information relating thereto:  
.....

12. Amount of real estate and mortgages held in other invested assets in Schedule BA: ..... \$ .....

13. Amount of real estate and mortgages held in short-term investments: ..... \$ .....

- 14.1 Does the reporting entity have any investments in parent, subsidiaries and affiliates? ..... Yes  No

14.2 If yes, please complete the following:

	1		2
	Prior Year-End Book/Adjusted Carrying Value		Current Quarter Book/Adjusted Carrying Value
14.21 Bonds .....	\$ .....		\$ .....
14.22 Preferred Stock .....	\$ .....		\$ .....
14.23 Common Stock .....	\$ .....		\$ .....
14.24 Short-Term Investments .....	\$ .....		\$ .....
14.25 Mortgage Loans on Real Estate .....	\$ .....		\$ .....
14.26 All Other .....	\$ .....		\$ .....
14.27 Total Investment in Parent, Subsidiaries and Affiliates (Subtotal Lines 14.21 to 14.26).....	\$ .....		\$ .....
14.28 Total Investment in Parent included in Lines 14.21 to 14.26 above .....	\$ .....		\$ .....

- 15.1 Has the reporting entity entered into any hedging transactions reported on Schedule DB? ..... Yes  No

- 15.2 If yes, has a comprehensive description of the hedging program been made available to the domiciliary state? ..... Yes  No

If no, attach a description with this statement.



**STATEMENT AS OF MARCH 31, 2016 OF THE TRIAD GUARANTY ASSURANCE CORPORATION, IN  
REHABILITATION**

**GENERAL INTERROGATORIES**

- 16 For the reporting entity's security lending program, state the amount of the following as of the current statement date:
- 16.1 Total fair value of reinvested collateral assets reported on Schedule DL, Parts 1 and 2 \$ .....
- 16.2 Total book adjusted/carrying value of reinvested collateral assets reported on Schedule DL, Parts 1 and 2 \$ .....
- 16.3 Total payable for securities lending reported on the liability page \$ .....

17. Excluding items in Schedule E – Part 3 – Special Deposits, real estate, mortgage loans and investments held physically in the reporting entity's offices, vaults or safety deposit boxes, were all stocks, bonds and other securities, owned throughout the current year held pursuant to a custodial agreement with a qualified bank or trust company in accordance with Section 1, III – General Examination Considerations, F. Outsourcing of Critical Functions, Custodial or Safekeeping Agreements of the NAIC *Financial Condition Examiners Handbook*? ..... Yes [X] No [ ]

- 17.1 For all agreements that comply with the requirements of the NAIC *Financial Condition Examiners Handbook*, complete the following:

1 Name of Custodian(s)	2 Custodian Address
The Northern Trust Company.....	50 South LaSalle Street, Chicago, Illinois 60603.....

- 17.2 For all agreements that do not comply with the requirements of the NAIC *Financial Condition Examiners Handbook*, provide the name, location and a complete explanation:

1 Name(s)	2 Location(s)	3 Complete Explanation(s)

- 17.3 Have there been any changes, including name changes, in the custodian(s) identified in 17.1 during the current quarter? ..... Yes [ ] No [X]

- 17.4 If yes, give full and complete information relating thereto:

1 Old Custodian	2 New Custodian	3 Date of Change	4 Reason

- 17.5 Identify all investment advisors, broker/dealers or individuals acting on behalf of broker/dealers that have access to the investment accounts, handle securities and have authority to make investments on behalf of the reporting entity:

1 Central Registration Depository	2 Name(s)	3 Address
111135.....	Mesirow Financial Investment Management, Inc.....	353 N. Clark Street, Chicago, Illinois 60654.....

- 18.1 Have all the filing requirements of the *Purposes and Procedures Manual of the NAIC Investment Analysis Office* been followed? ..... Yes [X] No [ ]

- 18.2 If no, list exceptions:  
.....

**STATEMENT AS OF MARCH 31, 2016 OF THE TRIAD GUARANTY ASSURANCE CORPORATION, IN  
REHABILITATION**

**GENERAL INTERROGATORIES  
PART 2 - PROPERTY & CASUALTY INTERROGATORIES**

1. If the reporting entity is a member of a pooling arrangement, did the agreement or the reporting entity's participation change? ..... Yes [ ] No [X] NA [ ]  
If yes, attach an explanation.

2. Has the reporting entity reinsured any risk with any other reporting entity and agreed to release such entity from liability, in whole or in part, from any loss that may occur on the risk, or portion thereof, reinsured? ..... Yes [ ] No [X]  
If yes, attach an explanation.

3.1 Have any of the reporting entity's primary reinsurance contracts been canceled? ..... Yes [ ] No [X]

3.2 If yes, give full and complete information thereto.  
.....

4.1 Are any of the liabilities for unpaid losses and loss adjustment expenses other than certain workers' compensation tabular reserves (see *Annual Statement Instructions* pertaining to disclosure of discounting for definition of "tabular reserves,") discounted at a rate of interest greater than zero? ..... Yes [ ] No [X]

4.2 If yes, complete the following schedule:

1 Line of Business	2 Maximum Interest	3 Discount Rate	TOTAL DISCOUNT				DISCOUNT TAKEN DURING PERIOD			
			4 Unpaid Losses	5 Unpaid LAE	6 IBNR	7 TOTAL	8 Unpaid Losses	9 Unpaid LAE	10 IBNR	11 TOTAL
TOTAL										

5. Operating Percentages:

5.1 A&H loss percent ..... %  
5.2 A&H cost containment percent ..... %  
5.3 A&H expense percent excluding cost containment expenses ..... %

6.1 Do you act as a custodian for health savings accounts? ..... Yes [ ] No [X]

6.2 If yes, please provide the amount of custodial funds held as of the reporting date. .... \$

6.3 Do you act as an administrator for health savings accounts? ..... Yes [ ] No [X]

6.4 If yes, please provide the balance of the funds administered as of the reporting date. .... \$

**SCHEDULE F - CEDED REINSURANCE**

Showing All New Reinsurers - Current Year to Date

1 NAIC Company Code	2 ID Number	3 Name of Reinsurer	4 Domiciliary Jurisdiction	5 Type of Reinsurer	6 Certified Reinsurer Rating (1 through 6)	7 Effective Date of Certified Reinsurer Rating
<p><b>NONE</b></p>						

**STATEMENT AS OF MARCH 31, 2016 OF THE TRIAD GUARANTY ASSURANCE CORPORATION, IN  
REHABILITATION**

**SCHEDULE T - EXHIBIT OF PREMIUMS WRITTEN**

Current Year to Date - Allocated by States and Territories

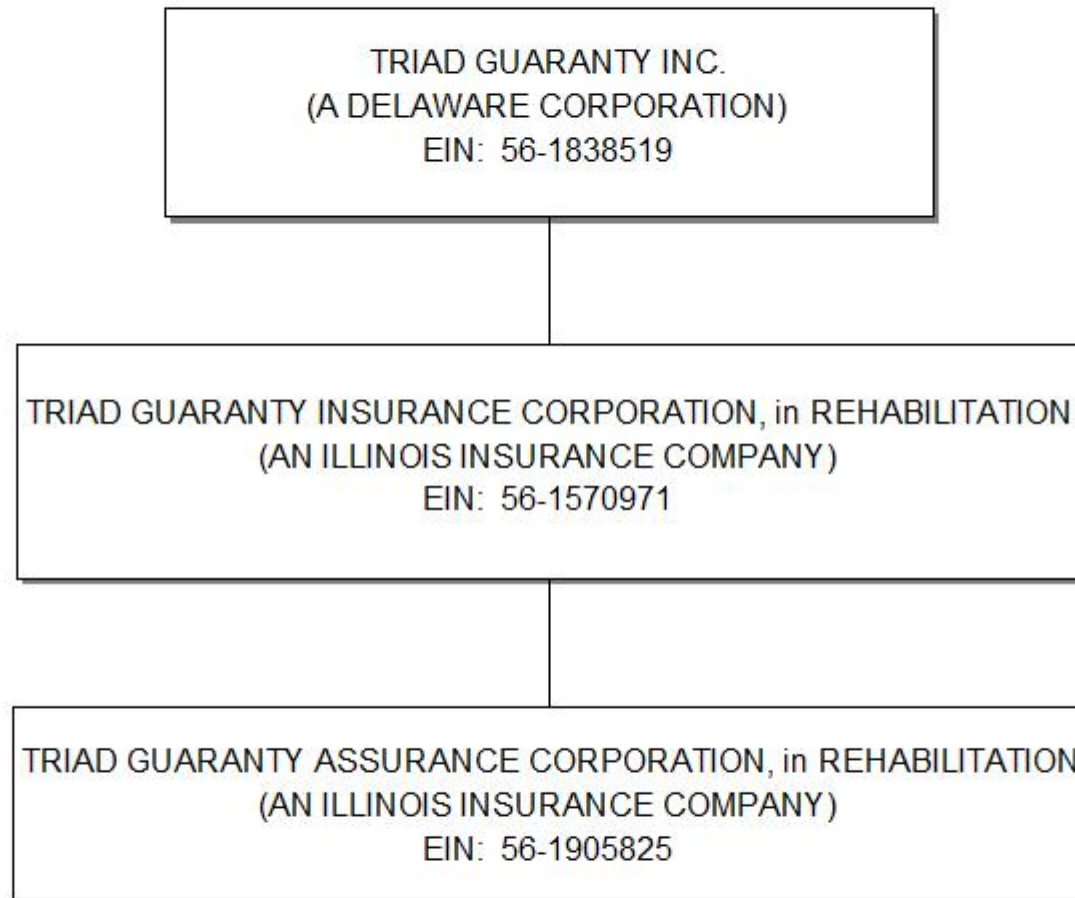
States, etc.	1 Active Status	Direct Premiums Written		Direct Losses Paid (Deducting Salvage)		Direct Losses Unpaid	
		2 Current Year To Date	3 Prior Year To Date	4 Current Year To Date	5 Prior Year To Date	6 Current Year To Date	7 Prior Year To Date
1. Alabama	AL						
2. Alaska	AK						
3. Arizona	AZ						
4. Arkansas	AR						
5. California	CA						
6. Colorado	CO						
7. Connecticut	CT						
8. Delaware	DE						
9. Dist. Columbia	DC						
10. Florida	FL						
11. Georgia	GA						
12. Hawaii	HI						
13. Idaho	ID						
14. Illinois	IL	L					
15. Indiana	IN						
16. Iowa	IA						
17. Kansas	KS						
18. Kentucky	KY						
19. Louisiana	LA						
20. Maine	ME						
21. Maryland	MD						
22. Massachusetts	MA						
23. Michigan	MI						
24. Minnesota	MN						
25. Mississippi	MS						
26. Missouri	MO						
27. Montana	MT						
28. Nebraska	NE						
29. Nevada	NV						
30. New Hampshire	NH						
31. New Jersey	NJ						
32. New Mexico	NM						
33. New York	NY						
34. No. Carolina	NC						
35. No. Dakota	ND						
36. Ohio	OH						
37. Oklahoma	OK						
38. Oregon	OR						
39. Pennsylvania	PA						
40. Rhode Island	RI						
41. So. Carolina	SC						
42. So. Dakota	SD						
43. Tennessee	TN						
44. Texas	TX						
45. Utah	UT						
46. Vermont	VT						
47. Virginia	VA						
48. Washington	WA						
49. West Virginia	WV						
50. Wisconsin	WI						
51. Wyoming	WY						
52. American Samoa	AS						
53. Guam	GU						
54. Puerto Rico	PR						
55. U.S. Virgin Islands	VI						
56. Northern Mariana Islands	MP						
57. Canada	CAN						
58. Aggregate Other Alien	OT	XXX					
59. Totals	(a) 1						
<b>DETAILS OF WRITE-INS</b>							
58001.	XXX						
58002.	XXX						
58003.	XXX						
58998. Summary of remaining write-ins for Line 58 from overflow page.	XXX						
58999. TOTALS (Lines 58001 through 58003 plus 58998) (Line 58 above)	XXX						

(L) Licensed or Chartered - Licensed Insurance Carrier or Domiciled RRG; (R) Registered - Non-domiciled RRGs; (Q) Qualified - Qualified or Accredited Reinsurer; (E) Eligible - Reporting Entities eligible or approved to write Surplus Lines in the state; (N) None of the above - Not allowed to write business in the state.

(a) Insert the number of L responses except for Canada and Other Alien.

**SCHEDULE Y - INFORMATION CONCERNING ACTIVITIES OF INSURER MEMBERS OF A HOLDING COMPANY GROUP**  
**PART 1 - ORGANIZATIONAL CHART**

TRIAD GUARANTY INC. and SUBSIDIARIES



STATEMENT AS OF MARCH 31, 2016 OF THE TRIAD GUARANTY ASSURANCE CORPORATION, IN REHABILITATION

**SCHEDULE Y**  
**PART 1A – DETAIL OF INSURANCE HOLDING COMPANY SYSTEM**

1	2	3	4	5	6	7	8	9	10	11	12	13	14	15
Group Code	Group Name	NAIC Company Code	ID Number	Federal RSSD	CIK	Name of Securities Exchange if Publicly Traded (U.S. or International)	Name of Parent Subsidiaries or Affiliates	Domiciliary Location	Relationship to Reporting Entity	Directly Controlled by (Name of Entity/Person)	Type of Control (Ownership, Board, Management, Attorney-in-Fact, Influence, Other)	If Control is Ownership Provide Percentage	Ultimate Controlling Entity(ies)/ Person(s)	*
0421	Collateral Holding, Ltd.		56-1838519		.0000911631	OTCBB	Triad Guaranty, Inc.	USA	NIA	Collateral Holdings, Ltd.	Ownership	16.9	William T. Ratliff, and family	.1
0421	Collateral Holding, Ltd.	24350	56-1570971				Triad Guaranty Insurance Corporation	USA	IA	Triad Guaranty, Inc.	Ownership	100.0	William T. Ratliff, and family	
0421	Collateral Holding, Ltd.	10217	56-1905825				Triad Guaranty Assurance Corporation	USA	IA	Triad Guaranty Insurance Corporation	Ownership	100.0	William T. Ratliff, and family	

12

Asterisk	Explanation
1	Triad Guaranty, Inc. 16.9% investment, remaining shares are public.

**STATEMENT AS OF MARCH 31, 2016 OF THE TRIAD GUARANTY ASSURANCE CORPORATION, IN  
REHABILITATION**

**PART 1 - LOSS EXPERIENCE**

Line of Business	Current Year to Date			4 Prior Year to Date Direct Loss Percentage
	1 Direct Premiums Earned	2 Direct Losses Incurred	3 Direct Loss Percentage	
1. Fire				
2. Allied lines				
3. Farmowners multiple peril				
4. Homeowners multiple peril				
5. Commercial multiple peril				
6. Mortgage guaranty				
8. Ocean marine				
9. Inland marine				
10. Financial guaranty				
11.1 Medical professional liability -occurrence				
11.2 Medical professional liability -claims made				
12. Earthquake				
13. Group accident and health				
14. Credit accident and health				
15. Other accident and health				
16. Workers' compensation				
17.1 Other liability occurrence				
17.2 Other liability-claims made				
17.3 Excess Workers' Compensation				
18.1 Products liability-occurrence				
18.2 Products liability-claims made				
19.1,19.2 Private passenger auto liability				
19.3,19.4 Commercial auto liability				
21. Auto physical damage				
22. Aircraft (all perils)				
23. Fidelity				
24. Surety				
26. Burglary and theft				
27. Boiler and machinery				
28. Credit				
29. International				
30. Warranty				
31. Reinsurance - Nonproportional Assumed Property	XXX	XXX	XXX	XXX
32. Reinsurance - Nonproportional Assumed Liability	XXX	XXX	XXX	XXX
33. Reinsurance - Nonproportional Assumed Financial Lines	XXX	XXX	XXX	XXX
34. Aggregate write-ins for other lines of business				
35. TOTALS				
<b>DETAILS OF WRITE-INS</b>				
3401.				
3402.				
3403.				
3498. Sum. of remaining write-ins for Line 34 from overflow page				
3499. Totals (Lines 3401 through 3403 plus 3498) (Line 34)				

**NONE**

**PART 2 - DIRECT PREMIUMS WRITTEN**

Line of Business	1	2	3
	Current Quarter	Current Year to Date	Prior Year Year to Date
1. Fire			
2. Allied lines			
3. Farmowners multiple peril			
4. Homeowners multiple peril			
5. Commercial multiple peril			
6. Mortgage guaranty			
8. Ocean marine			
9. Inland marine			
10. Financial guaranty			
11.1 Medical professional liability-occurrence			
11.2 Medical professional liability-claims made			
12. Earthquake			
13. Group accident and health			
14. Credit accident and health			
15. Other accident and health			
16. Workers' compensation			
17.1 Other liability occurrence			
17.2 Other liability-claims made			
17.3 Excess Workers' Compensation			
18.1 Products liability-occurrence			
18.2 Products liability-claims made			
19.1,19.2 Private passenger auto liability			
19.3,19.4 Commercial auto liability			
21. Auto physical damage			
22. Aircraft (all perils)			
23. Fidelity			
24. Surety			
26. Burglary and theft			
27. Boiler and machinery			
28. Credit			
29. International			
30. Warranty			
31. Reinsurance - Nonproportional Assumed Property	XXX	XXX	XXX
32. Reinsurance - Nonproportional Assumed Liability	XXX	XXX	XXX
33. Reinsurance - Nonproportional Assumed Financial Lines	XXX	XXX	XXX
34. Aggregate write-ins for other lines of business			
35. TOTALS			
<b>DETAILS OF WRITE-INS</b>			
3401.			
3402.			
3403.			
3498. Sum. of remaining write-ins for Line 34 from overflow page			
3499. Totals (Lines 3401 through 3403 plus 3498) (Line 34)			

**NONE**

STATEMENT AS OF MARCH 31, 2016 OF THE TRIAD GUARANTY ASSURANCE CORPORATION, IN REHABILITATION

PART 3 (000 omitted)

LOSS AND LOSS ADJUSTMENT EXPENSE RESERVES SCHEDULE

	1	2	3	4	5	6	7	8	9	10	11	12	13
Years in Which Losses Occurred	Prior Year-End Known Case Loss and LAE Reserves	Prior Year-End IBNR Loss and LAE Reserves	Total Prior Year-End Loss and LAE Reserves (Cols. 1 + 2)	2016 Loss and LAE Payments on Claims Reported as of Prior Year-End	2016 Loss and LAE Payments on Claims Unreported as of Prior Year-End	Total 2016 Loss and LAE Payments (Cols. 4 + 5)	Q.S. Date Known Case Loss and LAE Reserves on Claims Reported and Open as of Prior Year End	Q.S. Date Known Case Loss and LAE Reserves on Claims Reported or Reopened Subsequent to Prior Year End	Q.S. Date IBNR Loss and LAE Reserves	Total Q.S. Loss and LAE Reserves (Cols.7 + 8 + 9)	Prior Year-End Known Case Loss and LAE Reserves Developed (Savings)/ Deficiency (Cols. 4 + 7 minus Col. 1)	Prior Year-End IBNR Loss and LAE Reserves Developed (Savings)/ Deficiency (Cols. 5 + 8 + 9 minus Col. 2)	Prior Year-End Total Loss and LAE Reserve Developed (Savings)/ Deficiency (Cols. 11 + 12)
1. 2013 + Prior .....	1,935		1,935	358		358	1,974			1,974	396		396
2. 2014 .....	784	13	797	66		66	647			647	(71)	(13)	(84)
3. Subtotals 2014 + prior .....	2,719	13	2,732	424		424	2,621			2,621	325	(13)	312
4. 2015 .....	895	114	1,009	14		14	871		11	881	(11)	(103)	(114)
5. Subtotals 2015 + prior .....	3,615	127	3,742	438		438	3,491		11	3,502	314	(116)	198
6. 2016 .....	XXX	XXX	XXX	XXX			XXX	107	98	205	XXX	XXX	XXX
7. Totals .....	3,615	127	3,742	438		438	3,491	107	109	3,708	314	(116)	198
8. Prior Year-End Surplus As Regards Policyholders	8,986												
											Col. 11, Line 7 As % of Col. 1, Line 7	Col. 12, Line 7 As % of Col. 2, Line 7	Col. 13, Line 7 As % of Col. 3, Line 7
											1. 8.7	2. (91.4)	3. 5.3
													Col. 13, Line 7 Line 8
													4. 2.2



**STATEMENT AS OF MARCH 31, 2016 OF THE TRIAD GUARANTY ASSURANCE CORPORATION, IN  
REHABILITATION**

**SUPPLEMENTAL EXHIBITS AND SCHEDULES INTERROGATORIES**





The following supplemental reports are required to be filed as part of your statement filing. However, in the event that your company does not transact the type of business for which the special report must be filed, your response of **NO** to the specific interrogatory will be accepted in lieu of filing a "NONE" report and a bar code will be printed below. If the supplement is required of your company but is not being filed for whatever reason enter **SEE EXPLANATION** and provide an explanation following the interrogatory questions.

	<u>Response</u>
1. Will the Trusteed Surplus Statement be filed with the state of domicile and the NAIC with this statement?	.....NO.....
2. Will Supplement A to Schedule T (Medical Professional Liability Supplement) be filed with this statement?	.....NO.....
3. Will the Medicare Part D Coverage Supplement be filed with the state of domicile and the NAIC with this statement?	.....NO.....
4. Will the Director and Officer Insurance Coverage Supplement be filed with the state of domicile and the NAIC with this statement?	.....NO.....

**Explanation:**

- 1.
- 2.
- 3.
- 4.

**Bar Code:**

1.	 1 0 2 1 7 2 0 1 6 4 9 0 0 0 0 0 1
2.	 1 0 2 1 7 2 0 1 6 4 5 5 0 0 0 0 1
3.	 1 0 2 1 7 2 0 1 6 3 6 5 0 0 0 0 1
4.	 1 0 2 1 7 2 0 1 6 5 0 5 0 0 0 0 1

**OVERFLOW PAGE FOR WRITE-INS**

---

**STATEMENT AS OF MARCH 31, 2016 OF THE TRIAD GUARANTY ASSURANCE CORPORATION, IN  
REHABILITATION**

**SCHEDULE A – VERIFICATION**

**Real Estate**

	1 Year To Date	2 Prior Year Ended December 31
1. Book/adjusted carrying value, December 31 of prior year .....		
2. Cost of acquired:		
2.1 Actual cost at time of acquisition .....		
2.2 Additional investment made after acquisition .....		
3. Current year change in encumbrances .....		
4. Total gain (loss) on disposals .....		
5. Deduct amounts received on disposals .....		
6. Total foreign exchange change in book/adjusted carrying value .....		
7. Deduct current year's other-than-temporary impairment recognized .....		
8. Deduct current year's depreciation .....		
9. Book/adjusted carrying value at the end of current period (Lines 1+2+3+4-5+6-7-8) .....		
10. Deduct total nonadmitted amounts .....		
11. Statement value at end of current period (Line 9 minus Line 10)		

**NONE**

**SCHEDULE B – VERIFICATION**

**Mortgage Loans**

	1 Year To Date	2 Prior Year Ended December 31
1. Book value/recorded investment excluding accrued interest, December 31 of prior year .....		
2. Cost of acquired:		
2.1 Actual cost at time of acquisition .....		
2.2 Additional investment made after acquisition .....		
3. Capitalized deferred interest and other .....		
4. Accrual of discount .....		
5. Unrealized valuation increase (decrease) .....		
6. Total gain (loss) on disposals .....		
7. Deduct amounts received on disposals .....		
8. Deduct amortization of premium and mortgage interest points and commitment fees .....		
9. Total foreign exchange change in book value/recorded investment excluding accrued interest .....		
10. Deduct current year's other-than-temporary impairment recognized .....		
11. Book value/recorded investment excluding accrued interest at end of current period (Lines 1+2+3+4+5+6-7-8+9-10) .....		
12. Total valuation allowance .....		
13. Subtotal (Line 11 plus Line 12) .....		
14. Deduct total nonadmitted amounts .....		
15. Statement value at end of current period (Line 13 minus Line 14)		

**NONE**

**SCHEDULE BA – VERIFICATION**

**Other Long-Term Invested Assets**

	1 Year To Date	2 Prior Year Ended December 31
1. Book/adjusted carrying value, December 31 of prior year .....		
2. Cost of acquired:		
2.1 Actual cost at time of acquisition .....		
2.2 Additional investment made after acquisition .....		
3. Capitalized deferred interest and other .....		
4. Accrual of discount .....		
5. Unrealized valuation increase (decrease) .....		
6. Total gain (loss) on disposals .....		
7. Deduct amounts received on disposals .....		
8. Deduct amortization of premium and depreciation .....		
9. Total foreign exchange change in book/adjusted carrying value .....		
10. Deduct current year's other-than-temporary impairment recognized .....		
11. Book/adjusted carrying value at end of current period (Lines 1+2+3+4+5+6-7+8-9-10) .....		
12. Deduct total nonadmitted amounts .....		
13. Statement value at end of current period (Line 11 minus Line 12)		

**NONE**

**SCHEDULE D – VERIFICATION**

**Bonds and Stocks**

	1 Year To Date	2 Prior Year Ended December 31
1. Book/adjusted carrying value of bonds and stocks, December 31 of prior year .....	12,355,082	12,635,247
2. Cost of bonds and stocks acquired .....	910,797	1,704,242
3. Accrual of discount .....	2,989	11,256
4. Unrealized valuation increase (decrease) .....		(6,739)
5. Total gain (loss) on disposals .....		1,915,225
6. Deduct consideration for bonds and stocks disposed of .....	1,217,020	73,699
7. Deduct amortization of premium .....	19,849	
8. Total foreign exchange change in book/adjusted carrying value .....		
9. Deduct current year's other-than-temporary impairment recognized .....		
10. Book/adjusted carrying value at end of current period (Lines 1+2+3+4+5-6-7+8-9) .....	12,031,999	12,355,082
11. Deduct total nonadmitted amounts .....		
12. Statement value at end of current period (Line 10 minus Line 11)	12,031,999	12,355,082

**STATEMENT AS OF MARCH 31, 2016 OF THE TRIAD GUARANTY ASSURANCE CORPORATION, IN REHABILITATION**

**SCHEDULE D - PART 1B**

Showing the Acquisitions, Dispositions and Non-Trading Activity  
During the Current Quarter for all Bonds and Preferred Stock by NAIC Designation

NAIC Designation	1 Book/Adjusted Carrying Value Beginning of Current Quarter	2 Acquisitions During Current Quarter	3 Dispositions During Current Quarter	4 Non-Trading Activity During Current Quarter	5 Book/Adjusted Carrying Value End of First Quarter	6 Book/Adjusted Carrying Value End of Second Quarter	7 Book/Adjusted Carrying Value End of Third Quarter	8 Book/Adjusted Carrying Value December 31 Prior Year
<b>BONDS</b>								
1. NAIC 1 (a).....	10,148,722	1,699,028	1,875,597	(17,011)	9,955,142			10,148,722
2. NAIC 2 (a).....	2,266,485			151	2,266,636			2,266,485
3. NAIC 3 (a).....								
4. NAIC 4 (a).....								
5. NAIC 5 (a).....								
6. NAIC 6 (a).....								
7. Total Bonds	12,415,207	1,699,028	1,875,597	(16,860)	12,221,778			12,415,207
<b>PREFERRED STOCK</b>								
8. NAIC 1 .....								
9. NAIC 2 .....								
10. NAIC 3 .....								
11. NAIC 4 .....								
12. NAIC 5 .....								
13. NAIC 6 .....								
14. Total Preferred Stock.....								
15. Total Bonds & Preferred Stock	12,415,207	1,699,028	1,875,597	(16,860)	12,221,778			12,415,207

(a) Book/Adjusted Carrying Value column for the end of the current reporting period includes the following amount of non-rated short-term and cash equivalent bonds by NAIC designation: NAIC 1 \$ ..... ; NAIC 2 \$ ..... ;  
NAIC 3 \$ ..... ; NAIC 4 \$ ..... ; NAIC 5 \$ ..... ; NAIC 6 \$ .....

S102

**STATEMENT AS OF MARCH 31, 2016 OF THE TRIAD GUARANTY ASSURANCE CORPORATION, IN  
REHABILITATION**

**SCHEDULE DA - PART 1**

**Short-Term Investments**

	1	2	3	4	5
	Book/Adjusted Carrying Value	Par Value	Actual Cost	Interest Collected Year To Date	Paid for Accrued Interest Year To Date
9199999	189,779	XXX	189,779	46	

**SCHEDULE DA - VERIFICATION**

**Short-Term Investments**

	1	2
	Year To Date	Prior Year Ended December 31
1. Book/adjusted carrying value, December 31 of prior year.....	60,125	110,563
2. Cost of short-term investments acquired .....	788,231	921,451
3. Accrual of discount .....		
4. Unrealized valuation increase (decrease).....		
5. Total gain (loss) on disposals .....		
6. Deduct consideration received on disposals .....	658,577	971,889
7. Deduct amortization of premium.....		
8. Total foreign exchange change in book/adjusted carrying value.....		
9. Deduct current year's other-than-temporary impairment recognized.....		
10. Book/adjusted carrying value at end of current period (Lines 1+2+3+4+5-6-7+8-9).....	189,779	60,125
11. Deduct total nonadmitted amounts.....		
12. Statement value at end of current period (Line 10 minus Line 11)	189,779	60,125

Schedule DB - Part A - Verification

**NONE**

Schedule DB - Part B - Verification

**NONE**

Schedule DB - Part C - Section 1

**NONE**

Schedule DB - Part C - Section 2

**NONE**

Schedule DB - Verification

**NONE**

Schedule E - Verification

**NONE**

Schedule A - Part 2

**NONE**

Schedule A - Part 3

**NONE**

Schedule B - Part 2

**NONE**

Schedule B - Part 3

**NONE**

Schedule BA - Part 2

**NONE**

Schedule BA - Part 3

**NONE**

**STATEMENT AS OF MARCH 31, 2016 OF THE TRIAD GUARANTY ASSURANCE CORPORATION, IN REHABILITATION**

**SCHEDULE D - PART 3**

Show All Long-Term Bonds and Stock Acquired During the Current Quarter

1 CUSIP Identification	2 Description	3 Foreign	4 Date Acquired	5 Name of Vendor	6 Number of Shares of Stock	7 Actual Cost	8 Par Value	9 Paid for Accrued Interest and Dividends	10 NAIC Designation or Market Indicator (a)
Bonds - U.S. Governments									
Bonds - All Other Governments									
Bonds - U.S. States, Territories and Possessions									
Bonds - U.S. Political Subdivisions of States, Territories and Possessions									
Bonds - U.S. Special Revenue									
31306X-HL-0	FREDDIE MAC 2.5		03/08/2016	STEPHENS INC		253,658	247,245	275	1
3199999 - Bonds - U.S. Special Revenue and Special Assessment and all Non-Guaranteed Obligations of Agencies and Authorities of Governments and Their Political Subdivisions						253,658	247,245	275	XXX
Bonds - Industrial and Miscellaneous (Unaffiliated)									
035242-AP-1	ANHEUSER-BUSCH INBEV FIN 3.65 01/02/26		02/18/2016	UBS FINANCIAL SERVICES INC		205,564	200,000	568	1FE
14313X-AC-4	CARMAX AUTO OWNER TRUST 1.56		03/08/2016	STEPHENS INC		250,684	250,000	282	1FE
44890W-AD-2	HYUNDAI AUTO RECEIVABLES TRUST 1.37		02/18/2016	STEPHENS INC		200,891	200,000	61	1FE
3899999 - Bonds - Industrial and Miscellaneous (Unaffiliated)						657,139	650,000	911	XXX
Bonds - Hybrid Securities									
Bonds - Parent, Subsidiaries and Affiliates									
8399997 - Subtotals - Bonds - Part 3						910,797	897,245	1,186	XXX
8399999 - Subtotals - Bonds						910,797	897,245	1,186	XXX
Preferred Stocks - Industrial and Miscellaneous (Unaffiliated)									
Preferred Stocks - Parent, Subsidiaries and Affiliates									
Common Stocks - Industrial and Miscellaneous									
Common Stocks - Parent, Subsidiaries and Affiliates									
Common Stocks - Mutual Funds									
Common Stocks - Money Market Mutual Funds									
9999999 Totals						910,797	XXX	1,186	XXX

(a) For all common stock bearing the NAIC market indicator "U" provide: the number of such issues .....

E04



STATEMENT AS OF MARCH 31, 2016 OF THE TRIAD GUARANTY ASSURANCE CORPORATION, IN REHABILITATION

SCHEDULE D - PART 4

Show All Long-Term Bonds and Stock Sold, Redeemed or Otherwise Disposed of During the Current Quarter

1	2	3	4	5	6	7	8	9	10	Change in Book/Adjusted Carrying Value					16	17	18	19	20	21	22
										11	12	13	14	15							
CUSIP Identification	Description	For eign	Disposal Date	Name of Purchaser	Number of Shares of Stock	Consideration	Par Value	Actual Cost	Prior Year Book/Adjusted Carrying Value	Unrealized Valuation Increase/(Decrease)	Current Year's (Amortization)/Accretion	Current Year's Other Than Temporary Impairment Recognized	Total Change in B./A.C.V. (11+12-13)	Total Foreign Exchange Change in B./A.C.V.	Book/ Adjusted Carrying Value at Disposal Date	Foreign Exchange Gain (Loss) on Disposal	Realized Gain (Loss) on Disposal	Total Gain (Loss) on Disposal	Bond Interest/Stock Dividends Received During Year	Stated Contractual Maturity Date	NAIC Designation or Market Indicator (a)
Bonds - U.S. Governments																					
Bonds - All Other Governments																					
Bonds - U.S. States, Territories and Possessions																					
Bonds - U.S. Political Subdivisions of States, Territories and Possessions																					
Bonds - U.S. Special Revenue and Special Assessment and all Non-Guaranteed Obligations of Agencies and Authorities of Governments and Their Political Subdivisions																					
3128M9-3H-3	FREDDIE MAC 6		03/01/2016	MBS PAYDOWN		5,351	5,351	5,967	5,942		(12)		(12)		5,351				45	07/01/2040	1
3128MJ-JF-5	FREDDIE MAC 3.5		03/01/2016	MBS PAYDOWN		4,061	4,061	4,109	4,107		(1)		(1)		4,061				24	04/01/2044	1
31412P-CF-6	FANNIE MAE 4.5		03/01/2016	MBS PAYDOWN		3,456	3,456	3,716	3,694		(7)		(7)		3,456				25	03/01/2029	1
3199999 - Bonds - U.S. Special Revenue and Special Assessment and all Non-Guaranteed Obligations of Agencies and Authorities of Governments and Their Political Subdivisions						12,868	12,868	13,792	13,743		(20)		(20)		12,868				94	XXX	XXX
Bonds - Industrial and Miscellaneous (Unaffiliated)																					
12635F-AQ-7	CSATL COMMERCIAL MORTGAGE TRUS 1.7167		03/01/2016	MBS PAYDOWN		1,158	1,158	1,158	1,158						1,158				3	08/15/2048	1FE
17275R-AC-6	CISCO SYSTEMS INC 5.5		02/22/2016	MATURITY		500,000	500,000	500,000	500,206		(206)		(206)		500,000				13,750	02/22/2016	1FE
38141G-EE-0	GOLDMAN SACHS GROUP INC 5.35 15/01/16		01/15/2016	MATURITY		500,000	500,000	500,000	500,138		(138)		(138)		500,000				13,375	01/15/2016	1FE
43813C-AD-2	HONDA AUTO RECEIVABLES OWNER T 0.66		01/18/2016	MBS PAYDOWN		66,466	66,466	66,505	66,475		(9)		(9)		66,466				37	12/18/2018	1FE
46625H-HX-1	JPMORGAN CHASE & CO 3.45		03/01/2016	MATURITY		100,000	100,000	105,054	100,339		(339)		(339)		100,000				1,725	03/01/2016	1FE
92867P-AC-7	VOLKSWAGEN AUTO LOAN ENHANCED 0.7		03/20/2016	MBS PAYDOWN		36,528	36,528	36,461	36,501		6		6		36,528				42	04/20/2018	1FE
3899999 - Bonds - Industrial and Miscellaneous (Unaffiliated)						1,204,152	1,204,152	1,209,178	1,204,817		(686)		(686)		1,204,152				28,932	XXX	XXX
Bonds - Hybrid Securities																					
Bonds - Parent, Subsidiaries, and Affiliates																					
8399997 - Subtotals - Bonds - Part 4						1,217,020	1,217,020	1,222,970	1,218,560		(706)		(706)		1,217,020				29,026	XXX	XXX
8399999 - Subtotals - Bonds						1,217,020	1,217,020	1,222,970	1,218,560		(706)		(706)		1,217,020				29,026	XXX	XXX
Preferred Stocks - Industrial and Miscellaneous (Unaffiliated)																					
Preferred Stocks - Parent, Subsidiaries, and Affiliates																					
Common Stocks - Industrial and Miscellaneous (Unaffiliated)																					
Common Stocks - Parent, Subsidiaries, and Affiliates																					
Common Stock - Mutual Funds																					
Common Stocks - Money Market Mutual Funds																					
9999999 Totals						1,217,020	XXX	1,222,970	1,218,560		(706)		(706)		1,217,020				29,026	XXX	XXX

EOS

(a) For all common stock bearing the NAIC market indicator "U" provide: the number of such issues

Schedule DB - Part A - Section 1

**NONE**

Schedule DB - Part B - Section 1

**NONE**

Schedule DB - Part D - Section 1

**NONE**

Schedule DB - Part D - Section 2

**NONE**

Schedule DL - Part 1

**NONE**

Schedule DL - Part 2

**NONE**



STATEMENT AS OF MARCH 31, 2016 OF THE TRIAD GUARANTY ASSURANCE CORPORATION, IN  
REHABILITATION

**SCHEDULE E - PART 2 - CASH EQUIVALENTS**

Show Investments Owned End of Current Quarter

1 Description	2 Code	3 Date Acquired	4 Rate of Interest	5 Maturity Date	6 Book/Adjusted Carrying Value	7 Amount of Interest Due & Accrued	8 Amount Received During Year
<b>NONE</b>							
8699999 Total Cash Equivalents							